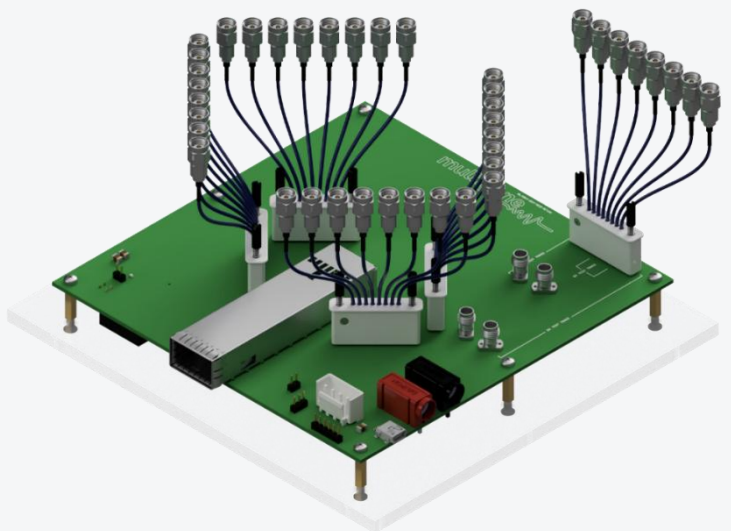
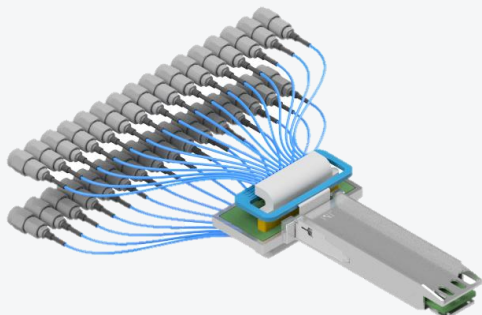


OSFP1.6T Compliance Boards


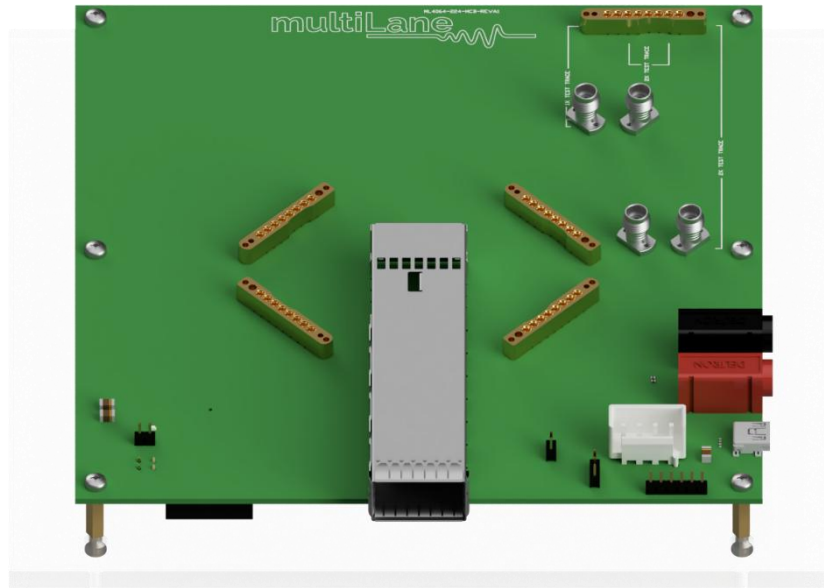
Technical Product Sheet

The arrival of 224Gbps/lane marks a significant advancement in enabling 1.6T networks. In this new ecosystem, OSFP1.6T has emerged as a leading standard to drive the development of 1.6T interconnectivity.



ML4064-MCB-224

- MCB loss including the 3" SMPS cable is compliant with IEEE 802.3df
- Power pins and low speed signals are accessible via pin headers
- Ability to drive I2C from external pin headers, or connect I2C packet analyzer
- Ability to drive 3.3 V from external source for power supply margining
- High performance SMPS connectors up to 110GHz
- 1x and 2x test traces available
- USB Interface giving access to CMIS GUI, providing comprehensive approach to DUT interoperability, allowing users to access full CMIS implementation in modules. APIs available.

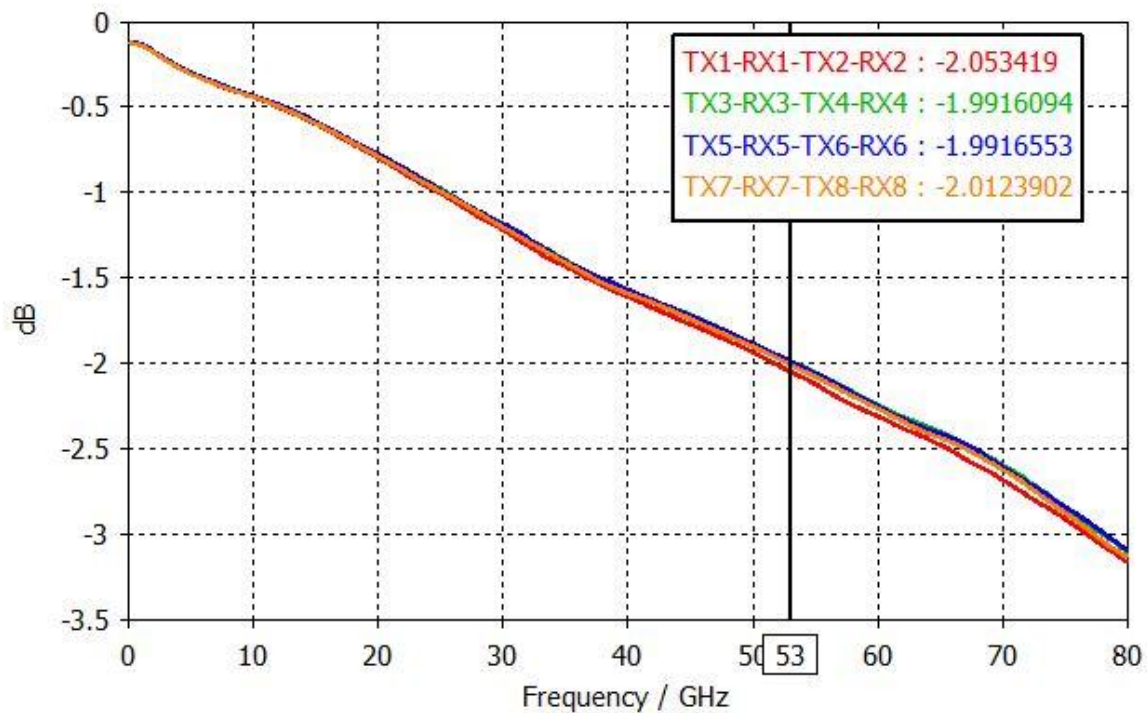


MCB Option: with fan and tunnel

Insertion Loss

SI Details:

- The graph shows the loss of the MCB PCB traces from the OSFP1.6T host connector to the SMPS connector (without cables)
- The MCB loss is compliant with IEEE 802.3df.




Simulated Insertion Loss of MCB trace

Ordering Options

Part Number	Description
ML4064-MCB-224-SMPS18X	1.6T OSFP MCB with 4x 1x8SMPS cable assembly, 3-inch length, 1.85mm <u>Male</u> Connector
	1.6T OSFP MCB with 4x 1x8SMPS cable assembly, 3-inch length, 1.85mm <u>Female</u> Connector
ML4064-MCB-224-SMPS10X	1.6T OSFP MCB with 4x 1x8SMPS cable assembly, 3-inch length, 1mm <u>Male</u> Connector
	1.6T OSFP MCB with 4x 1x8SMPS cable assembly, 3-inch length, 1mm <u>Female</u> Connector
ML4064-MCB-224	1.6T OSFP MCB, SMPS cables are not included

ML4064-HCB-224

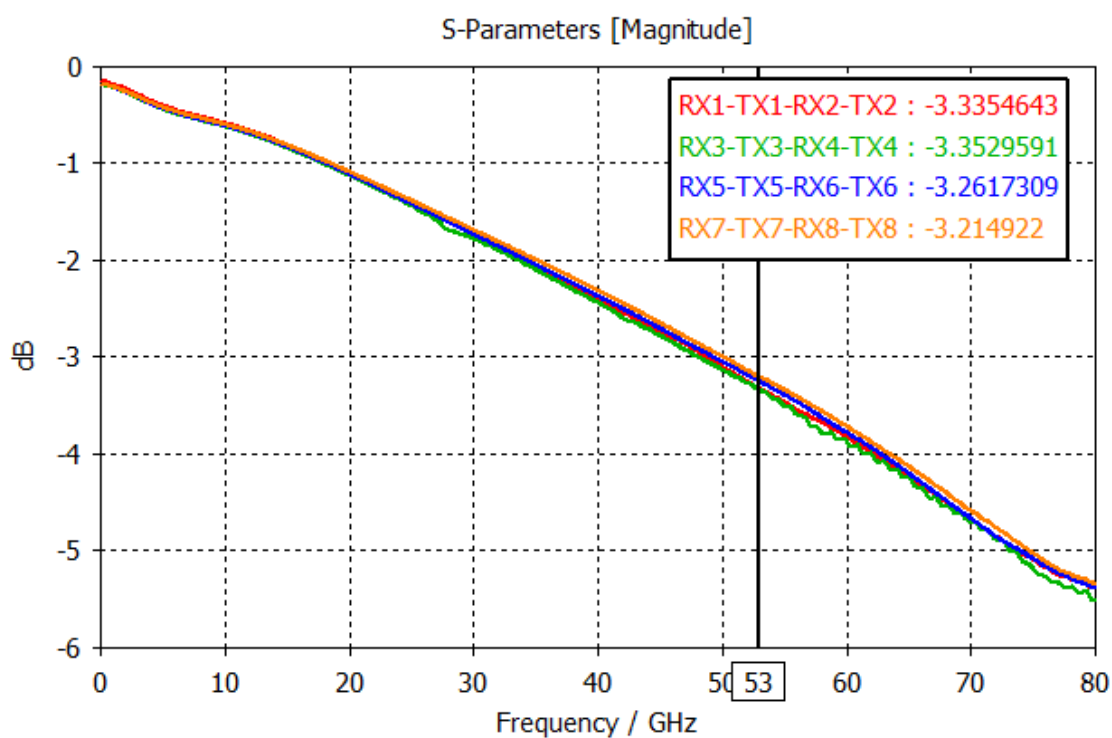
- Narrow width design
- Insertion loss meets IEEE target
- Very low Return loss up to 70 GHz
- Custom SMP/S connector with 3" cables to 1.85mm or 1mm connectors
- Shell is compliant with OSFP1600 MSA and features the angled latch mechanism



Insertion Loss


SI Details:

- The graph shows the loss of the HCB PCB traces (without cables)
- The HCB loss meets IEEE target.



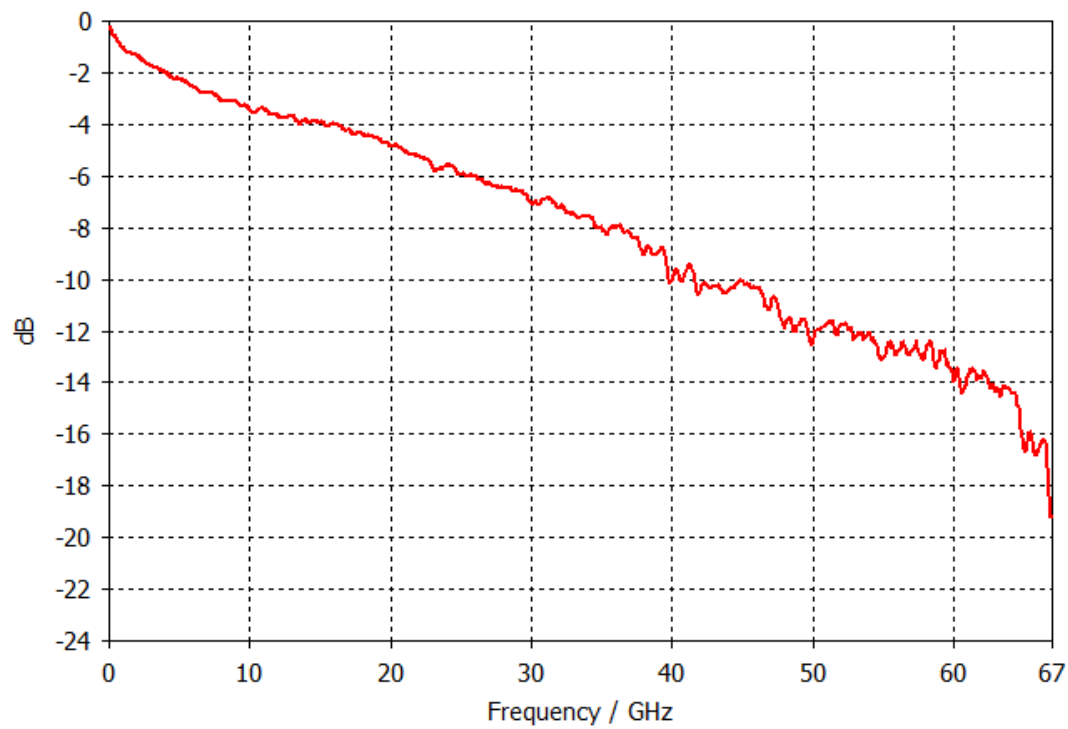
Simulated Insertion Loss of HCB trace

Measured Loss (MTF)

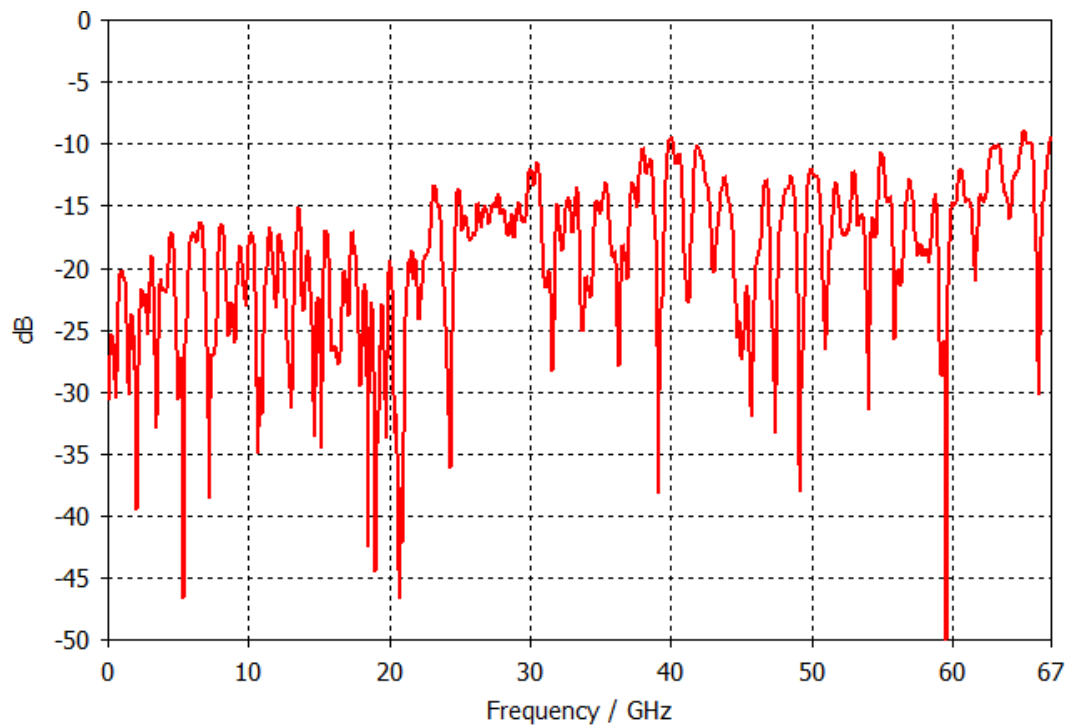


SI Details:

- The graphs below show the loss of the ML4064-HCB-224 mated with the ML4064-MCB-224



Measured Insertion Loss of HCB mated with MCB



Measured Return Loss of HCB mated with MCB

Ordering Options

Part Number	Description
ML4064-HCB-224-18F	OSFP 1.6T HCB, with 3-inch cables terminated by 1.85mm Female connector Mechanical housing with angled latch mechanism complies with OSFP 1600 MSA
ML4064-HCB-224-10F	OSFP 1.6T HCB, with 3-inch cables terminated by 1mm Female connector Mechanical housing with angled latch mechanism complies with OSFP 1600 MSA